


- ▶ Name: Jennifer Jo Olson
- ▶ Presentation title: Books for Babies: A culturally responsive approach to family engagement
- ▶ Presentation date: July 29, 2014
- ▶ “18<sup>th</sup> Annual Birth to Three Institute”



# Books for babies... making our own for our own

Birth to Three Conference  
Washington DC, July 2014


# Goals of the Workshop

- ▶ Discuss importance of early reading
- ▶ Review the current state of reading materials in classrooms and homes today
- ▶ Discuss creating books that are culturally responsive
- ▶ Discuss the preservation of language through books we make
- ▶ Explore and practice creating stories
- ▶ Determine the audience for creating books back home

# Ice breaker questions

- ▶ Turn to your neighbor and introduce yourself.
- ▶ Discuss the questions below:
  - ▶ Why do we read or tell stories to children?
  - ▶ What kinds of stories do we read/tell?

# Report Out...



# Did you know?

- ▶ In 2014, 24% of school children in America were children of color?
- ▶ But only 3% of books in educational facilities have pictures or symbols that represent persons of color.
- ▶ Children and family members do not see themselves in the story...  
potentially discouraging  
reading and writing efforts



# Current Situation...

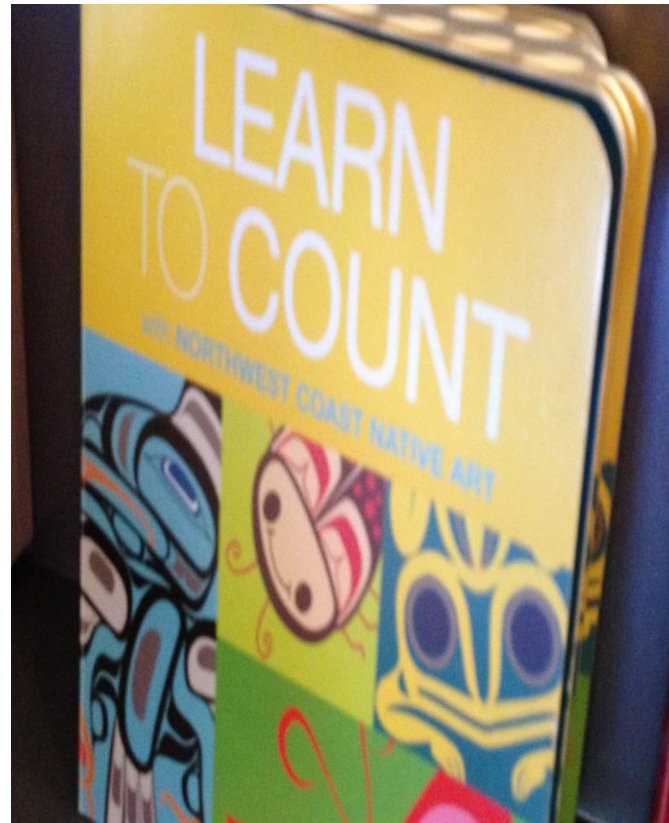

- ▶ What do children see and learn about in children's books right now?
  - ▶ Animals
  - ▶ People who take care of us (family or friends)
  - ▶ Cartoon or Disney characters (Princesses and Barbie/Ken figures)
  - ▶ Objects: cars, trucks, planes and canoes
  - ▶ Community helpers, professions
  - ▶ Imaginary events or things (space rockets, transformers...)
  - ▶ Written English words

# Culture in Books and Stories

- ▶ How do we know when we have seen it?
  - ▶ People?
  - ▶ Symbols?
  - ▶ Types of animals?
  - ▶ Content of story or message? Where did it originate?
  - ▶ The way the story is told?
  - ▶ Language?
- ▶ Who authors and publishes it?



# What do you see?



How do we change this situation?





What could this story be about?



rectangle



square

What is being taught?

# Book creation: Key factors in deciding

- ▶ What type of story will you tell
  - ▶ History or memories
  - ▶ Concepts like counting
  - ▶ Values
  - ▶ Simple stories that you love to tell
- ▶ Who will be your characters?
- ▶ What language
- ▶ What symbols might you use?

# How do we begin to create stories we value? Is it difficult??

- ▶ Who is the story for?
- ▶ What do we want it to say?
- ▶ How will we illustrate?
- ▶ How do we start?
- ▶ Inspiration comes from many sources... table exercise

# Strategies for promoting story telling?

- ▶ Imagine telling a story
- ▶ Creating one from pictures
- ▶ Looking at examples:
  - ▶ Knowledge of the world around us
  - ▶ Message or way of life
  - ▶ Skills or concepts: counting, letters more, less, over, under

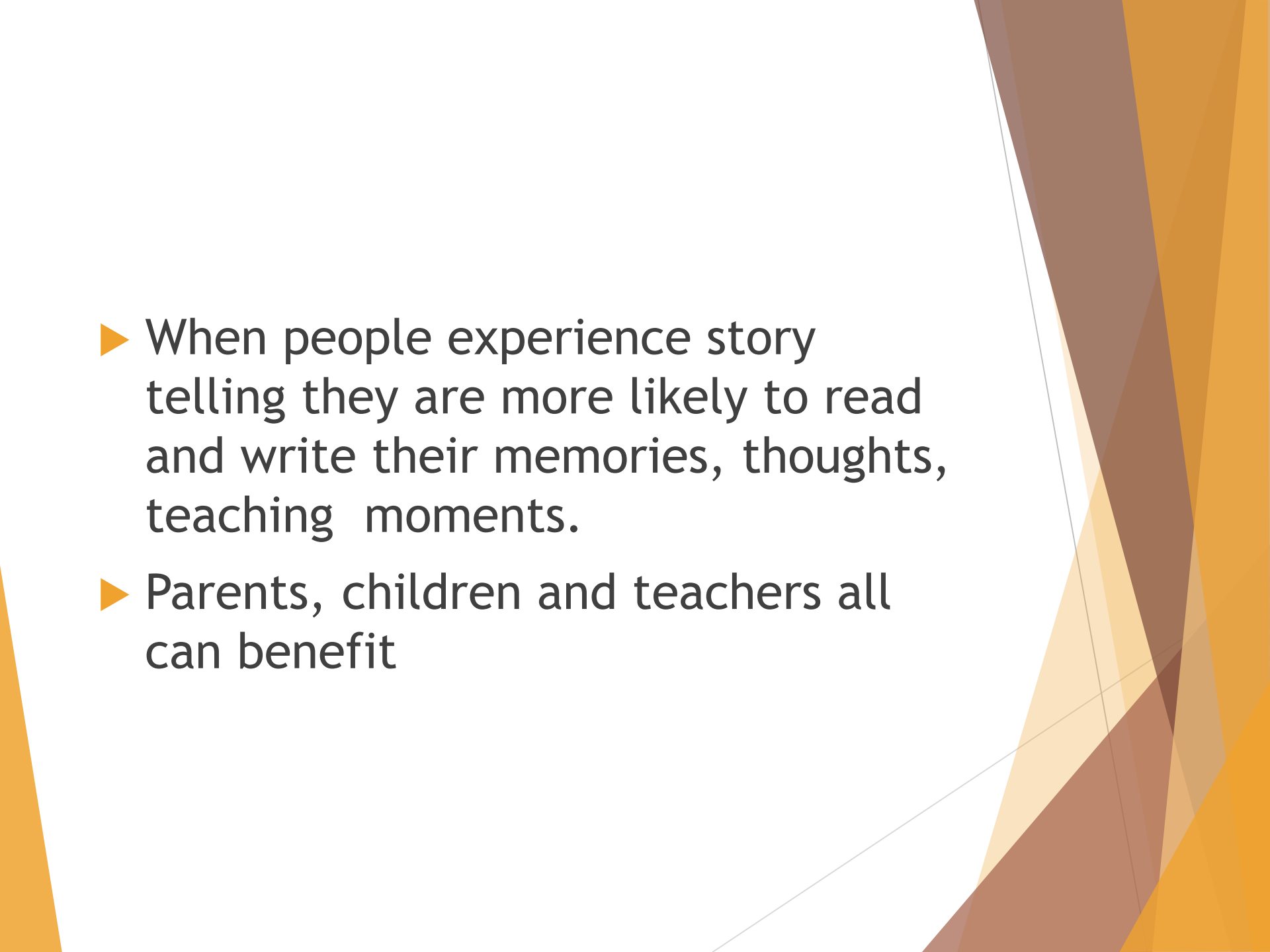
# Option One of Written Exercise at your tables





# Report on Option One: Imagination




- 
- ▶ When people experience story telling they are more likely to read and write their memories, thoughts, teaching moments.
  - ▶ Parents, children and teachers all can benefit

# Complete Options two and three of Table Exercise



Discussion at your tables  
Share major thoughts with larger  
group



# What did you accomplish?

- ▶ What did you write or make?
  - ▶ Concept, language, message, story?
- ▶ With who will you share you experience?
- ▶ How will you use this content to assist others in writing stories?
  - ▶ Teachers
  - ▶ Parents
  - ▶ Children

# What do we want our books to look and sound like??

- ▶ Now let's look at these book:
- ▶ What is happening?
- ▶ Who is in the book?

What  
might  
be the  
purpose  
of this  
story?



“You see,” she finished, “they’re our sisters  
and brothers. We should treat them so.”  
But it was becoming difficult to hear  
her. The frogs were singing again.



What do you see?





**What relationship might be present?**

**What seems to be the purpose of the story?**

## In Summary: Creating our own back home

- ▶ Make books for your classroom
- ▶ Help families make books for the home
- ▶ Represent oral traditions through illustration... few words, many symbols
- ▶ Preserve language
- ▶ Elders can record stories and create books on tape for children

# To Learn More



To learn more about the Southwest Indians - go here: [Southwest Indians](#)

To learn more about Native Americans - go here: [Native Americans](#)

For free clipart, go here: [Native American Clipart](#)

# More information or access to the power point?

► Contact:

Jennifer Olson, ECE Specialist

American Indian and Alaska Native Technical  
Assistance and Training Project

Family Health International (FHI 360)

[jolson@fhi360.org](mailto:jolson@fhi360.org)